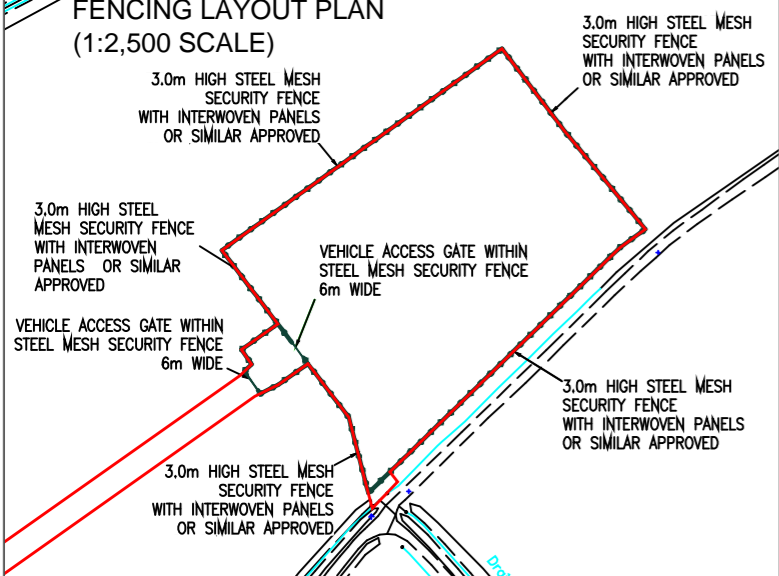


FENCING LAYOUT PLAN
(1:2,500 SCALE)



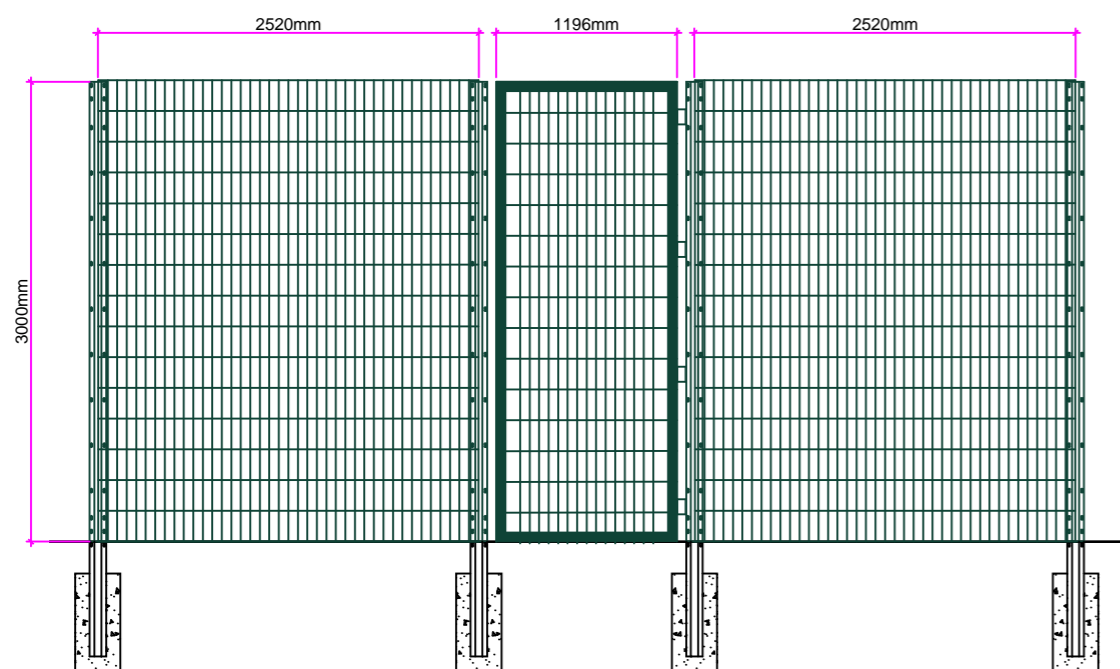
THE ORDNANCE SURVEY DATA ON THIS PLAN HAS BEEN REPRODUCED FROM ORDNANCE SURVEY © BY PERMISSION OF ORDNANCE SURVEY © ON BEHALF OF THE CONTROLLER OF HER MAJESTY'S STATIONERY OFFICE. © CROWN COPYRIGHT 2019. ALL RIGHTS RESERVED. LICENCE No. 10002432



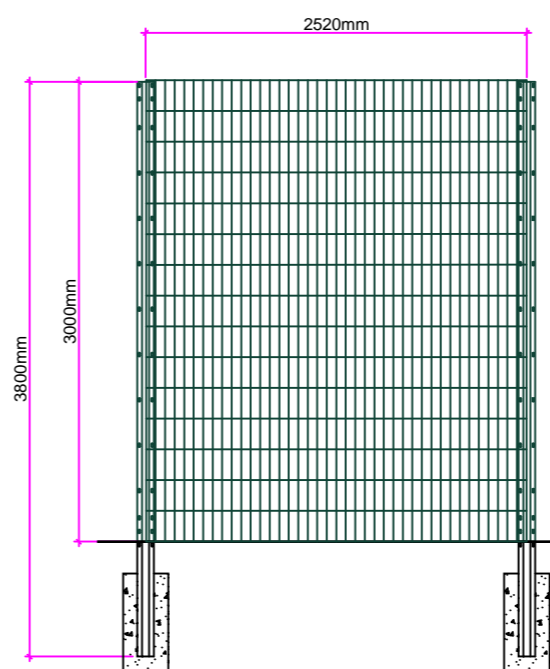
KEY:

STEEL MESH SECURITY FENCE DETAIL

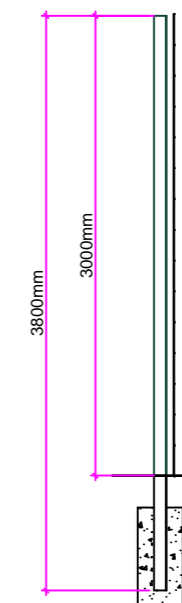
PEDESTRIAN GATE



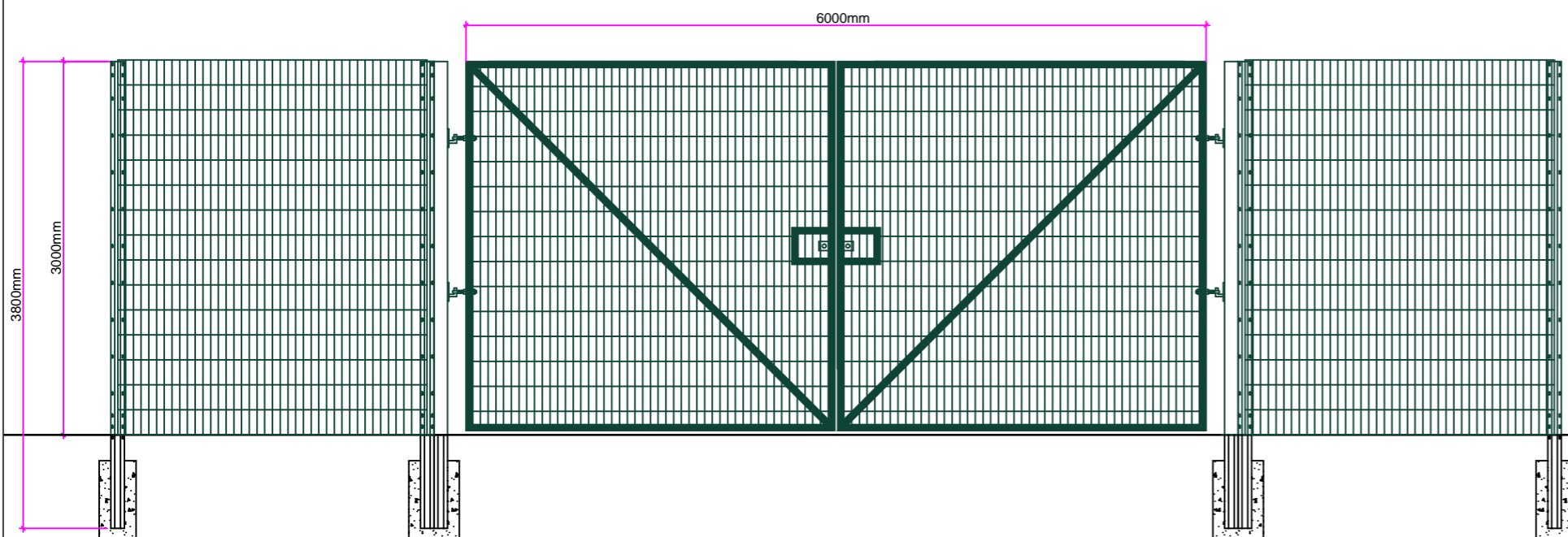
FENCE PANEL FRONT ELEVATION



FENCE PANEL FRONT ELEVATION



DOUBLE VEHICLE ACCESS GATE



INTERWOVEN PANEL DETAILS



REVISION HISTORY

REV	DATE	BY	DETAILS
0	MAY19	JF	FIRST ISSUE

ZETLAND GROUP
FROM CONCEPTION TO COMPLETION

ZETLAND GROUP LIMITED
THE INNOVATION CENTRE, 89/91A THAM BUSINESS PARK, REDCAR, TS11 5SH
T: +44(0)1642 777725 E: info@zetlandgroup.com W: www.zetlandgroup.com

THIS DOCUMENT IS THE PROPERTY OF ZETLAND GROUP LIMITED. IT CONTAINS PROPRIETARY AND CONFIDENTIAL INFORMATION WHICH MUST NOT BE DUPLICATED, USED OR DISCLOSED OTHER THAN AS EXPRESSLY AUTHORIZED BY ZETLAND GROUP LIMITED OR ITS REPRESENTATIVE © 2019

SITE: ALT CAR MOSS, GREAT ALT CAR, WEST LANCASHIRE

PROJECT: APPLICATION FOR PLANNING PERMISSION

TITLE: BOUNDARY FENCING PLAN

CLIENT: AURORA ENERGY RESOURCES

Scale: 1:50
Size: A3
Sheet: 1 of 1

DWG. No:
ZG-AER-ALT-PA-37